


**(I) (a) STATEMENT SHOWING SHAREHOLDING PATTERN****Name of the Company: VARDHMAN POLYTEX LIMITED**


Scrip Code: 514175 on BSE &amp; VARDMNPOLY on NSE

Quarter ended: 31.12.2014

Partly paid-up shares:-	No. of partly paid-up shares	As a % of total no. of partly paid-up Shares	As a % of total no. of shares of the company
Held by promoter/promoter group	Nil	Nil	Nil
Held by public	Nil	Nil	Nil
<b>Total</b>	<b>Nil</b>	<b>Nil</b>	<b>Nil</b>
Outstanding convertible securities:-	No. of outstanding securities	As a % of total no. of outstanding convertible securities	As a % of total no. of shares of the company, assuming full conversion of the convertible securities
Held by promoter/promoter group	Nil	Nil	Nil
Held by public	Nil	Nil	Nil
<b>Total</b>	<b>Nil</b>	<b>Nil</b>	<b>Nil</b>
Warrants:-	No. of warrants	As a % of total no. of warrants	As a % of total no. of shares of the company, assuming full conversion of Warrants
Held by promoter/promoter group	Nil	Nil	Nil
Held by public	Nil	Nil	Nil
<b>Total</b>	<b>Nil</b>	<b>Nil</b>	<b>Nil</b>
<b>Total paid-up capital of the company, assuming full conversion of warrants and convertible securities (Number of shares)</b>	<b>22290957</b>		

*Sd/-*

VARDHMAN POLYTEX LIMITED		31.12.2014							
SHAREHOLDING PATTERN AS ON		31.12.2014							
Category	Category of Shareholder	No. of Shareholders	Total No. of Shares	No. of shares held in dematerialized Form	Total shareholding as %age of total No. of Shares		Shares Pledged or otherwise encumbered		
					As a % age of (A+B)	As a % age of (A+B+C)	Number of shares	As a percentage	
(I)	(II)	(III)	(IV)	(V)	(VI)	(VII)	(VIII)	(IX)=(VIII)/(IV)* 100	
<b>(A)</b>	<b>Shareholding of Promoter &amp; Promoter Group</b>								
(1)	Indian								
(a)	Individuals/Hindu Undivided Family	7	638200	638200	2.86	2.86	347200	54.40	
(b)	Central Government/State Government								
(c)	Bodies Corporate	14	12766002	12766002	57.27	57.27	10584002	82.91	
(d)	Financial Institutions/Banks								
(e)	Any Other								
	Sub-Total (A) (1)	21	13404202	13404202	60.13	60.13	10931202	81.55	
(2)	Foreign								
(a)	Individuals/Hindu Undivided Family								
(b)	Central Government/State Government								
(c)	Bodies Corporate								
(d)	Financial Institutions/Banks								
(e)	Any Other								
	Sub-Total (A) (2)								
	Total Shareholding of Promoters & Promoters Group. A= (A) (1)+(A) (2)	21	13404202	13404202	60.13	60.13	10931202	81.55	
<b>(B)</b>	<b>Public Shareholding</b>								
(1)	Institutions						NA	NA	
(a)	Mutual Funds/UTI	2	1800	500	0.01	0.01			
(b)	Financial Institutions/Banks	4	1134	0	0.01	0.01			
(c)	Central Government/State Government(s)								
(d)	Venture Capital Funds								
(e)	Insurance Companies								
(f)	Foreign Institutional Investors	3	551200	550000	2.47	2.47			
(g)	Foreign Venture Capital Investors								
(h)	Any Other								
	Sub-Total (B) (1)	9	554134	550500	2.49	2.49			
(2)	Non-institutions						NA	NA	
(a)	Bodies Corporate	187	4489946	4485343	20.14	20.14			
(b)	Individuals								
	(i) Individual shareholders holding nominal capital upto Rs. 1 lac	6947	1437683	1069579	6.45	6.45			
	(ii) Individual shareholders holding nominal capital in excess of Rs. 1 lac	30	2380124	580124	10.68	10.68			
(c)	Any Other (NRIs/OCBs)	24	24868	24468	0.11	0.11			
	Sub-Total (B)(2)	7188	8332621	6159514	37.38	37.38			
	Total Public Shareholding (B)=(B)(1)+(B)(2)	7197	8886755	6710014	39.87	39.87	NA	NA	
	<b>Total (A+B)</b>	<b>7218</b>	<b>22290957</b>	<b>20114216</b>	<b>100.00</b>	<b>100.00</b>	10931202	49.04	
<b>(C)</b>	<b>Shares held by Custodians and against which Depository Receipts have been issued (C)</b>								
(1)	Promoter & Promoter Group	0	0	0			NA	NA	
(2)	Public	0	0	0					
	<b>GRAND TOTAL (A+B+C)</b>	<b>7218</b>	<b>22290957</b>	<b>20114216</b>	<b>100.00</b>	<b>100.00</b>	<b>10931202</b>	<b>49.04</b>	
<b>Note:-</b>									
1	The total foreign shareholding of the Company is 576068 (2.58%) (consists 551200 (2.47%) of FII and 24868 (0.11%) of NRI/OCB). Further, there is no ADR & GDR issues.								




**STATEMENT SHOWING HOLDING OF SECURITIES INCLUDING SHARES, WARRANTS, CONVERTIBLE SECURITIES) OF PERSONS BELONGING TO THE CATEGORY "PROMOTER AND PROMOTERS GROUP"**

(I) (b)	As on 31.12.2014	Detail of Shares held			Encumbered shares (*)			Details of warrants			Details of convertible securities			Total shares (including underlying shares assuming full conversion of warrants and convertible securities) as a % of diluted share capital
		Sr. No.	Name of the Shareholder	No. of Shares	as a %age of grand total (A) + (B) + (C)	No.	As a percentage	As a % of grand total (A) + (B) + (C) of sub-clause (I) (a)	Number of warrants held	As a % total number of warrants of the same class	Number of convertible securities held	As a % total number of convertible securities of the same class	(XII)	
(I)	(II)	(III)	(IV)	(V)	(VI)=(V)/(III)*100	(VII)	(VIII)	(IX)	(X)	(XI)	(XII)			
	<b>Promoter Companies</b>													
1	Panchsheel Tex. Mfg. & Trdg. Co. (P) Ltd.	4426917	19.86%	4426917	100%	19.86%	0	0	0	0	0	0	19.86%	
2	Alma Assets Consultancy (P) Ltd	4362325	19.57%	4362325	100%	19.57%	0	0	0	0	0	0	19.57%	
3	Alfort Merchants Pvt. Ltd.**	2182000	9.79%	0	0%	0.00%	0	0	0	0	0	0	9.79%	
4	Nighthagle Dealcom (P) Ltd	660000	2.96%	660000	100%	2.96%	0	0	0	0	0	0	2.96%	
5	Enakshi Investments (P) Ltd.	370250	1.66%	370250	100%	1.66%	0	0	0	0	0	0	1.66%	
6	Gagan Mercantile Co. (P) Ltd	163900	0.74%	163900	100%	0.74%	0	0	0	0	0	0	0.74%	
7	Ruby Mercantile Co. (P) Ltd.	153000	0.69%	153000	100%	0.69%	0	0	0	0	0	0	0.69%	
8	Liberty Mercantile Co. (P) Ltd.	120550	0.54%	120550	100%	0.54%	0	0	0	0	0	0	0.54%	
9	Allepy Invst. & Trdg. Co. (P) Ltd.	95500	0.43%	95500	100%	0.43%	0	0	0	0	0	0	0.43%	
10	Calgary Invst. & Trdg. Co. (P) Ltd.	67300	0.30%	67300	100%	0.30%	0	0	0	0	0	0	0.30%	
11	Pioneer Mercantile Co. (P) Ltd.	49350	0.22%	49350	100%	0.22%	0	0	0	0	0	0	0.22%	
12	Kent Investments (P) Ltd.	46950	0.21%	46950	100%	0.21%	0	0	0	0	0	0	0.21%	
13	Adesh Invst. & Trdg. Co. (P) Ltd.	35100	0.16%	35100	100%	0.16%	0	0	0	0	0	0	0.16%	
14	Boras Invst. & Trdg. Co. (P) Ltd.	32860	0.15%	32860	100%	0.15%	0	0	0	0	0	0	0.15%	
	<b>TOTAL</b>	<b>12766002</b>	<b>57.27%</b>	<b>10584002</b>	<b>82.91%</b>	<b>47.48%</b>	<b>0</b>	<b>0.00</b>	<b>0.00</b>	<b>0.00</b>	<b>0.00</b>	<b>0.00</b>	<b>57.27%</b>	
	<b>Individuals</b>													
1	Mr. Adish Oswal**	420511	1.89%	129511	30.80	0.65%	0	0	0	0	0	0	1.89%	
2	Mr. Ashok Kumar Oswal	127748	0.57%	127748	100.00	0.64%	0	0	0	0	0	0	0.57%	
3	Mrs. Manju Oswal	52694	0.24%	52694	100.00	0.27%	0	0	0	0	0	0	0.24%	
4	Mrs. Rakhi Oswal	17820	0.08%	17820	100.00	0.09%	0	0	0	0	0	0	0.08%	
5	Mr. Abhinav Oswal	14307	0.06%	14307	100.00	0.07%	0	0	0	0	0	0	0.06%	
6	Ms Aketa Oswal	5010	0.02%	5010	100.00	0.03%	0	0	0	0	0	0	0.02%	
7	Ashok Kumar & Sons (HUF)	110	0.00%	110	100.00	0.00%	0	0	0	0	0	0	0.00%	
	<b>TOTAL</b>	<b>638200</b>	<b>2.86%</b>	<b>347200</b>	<b>54.40%</b>	<b>1.75%</b>	<b>0.00</b>	<b>0.00</b>	<b>0.00</b>	<b>0.00</b>	<b>0.00</b>	<b>0.00</b>	<b>2.86%</b>	
	<b>Grand Total</b>	<b>13404202</b>	<b>60.13%</b>	<b>10931202</b>	<b>81.55</b>	<b>49.23%</b>	<b>0</b>	<b>0.00</b>	<b>0.00</b>	<b>0.00</b>	<b>0.00</b>	<b>0.00</b>	<b>60.13%</b>	

(\*) The term "encumbrance" has the same meaning as assigned to it in regulation 28(3) of the SAST Regulations, 2011

\*\* The shares (2182000 shares of M/s Alfort Merchants Pvt Ltd and 291000 Shares of Mr. Adish Oswal) have been allotted but yet to be credited in their demat account because listing approval is awaited.




**I)(c)(i)** Statement showing holding of securities (including shares, warrants, convertible securities) of persons belonging to the category "Public" and holding more than 1% of the total number of shares

As on 31.12.2014

(Sr. No.)	Name of the shareholder	Number of shares held	Shares as a percentage of total number of shares i.e., Grand Total (A)+(B)+(C) indicated in Statement at para (1)(a)	Details of warrants		Details of convertible securities		Total shares (including underlying shares assuming full conversion of warrants and convertible securities) as a % of diluted share capital
				Number of warrants	As a % total number of warrants of the same class	Number of convertible securities held	% w.r.t total number of convertible securities of the same class	
1	Swarnim Tie Up (P) Ltd.	1400000	6.28%	0	0	0	0	6.28%
2	Vineet Sood & Sons HUF	725000	3.25%	0	0	0	0	3.25%
3	Master Capital Services Ltd.	679614	3.05%	0	0	0	0	3.05%
4	Hypnos Fund Limited	550000	2.47%	0	0	0	0	2.47%
5	Real Value Info Solutions Private Limited.	532000	2.39%	0	0	0	0	2.39%
6	SCM India Private Limited.	402203	1.80%	0	0	0	0	1.80%
7	Suresh Kumar Jain	325000	1.46%	0	0	0	0	1.46%
8	Majestic Scrips Private Limited.	273000	1.22%	0	0	0	0	1.22%
9	Century Corporate Solutions Private Limited	246028	1.10%	0	0	0	0	1.10%
	<b>TOTAL</b>	<b>5132845</b>	<b>23.03%</b>					<b>23.03%</b>

**I)(c)(ii)** Statement showing holding of securities (including shares, warrants, convertible securities) of persons (together with PAC) belonging to the category "Public" and holding more than 5% of the total number of shares of the company

(Sr. No.)	Name(s) of the shareholder(s) and the Persons Acting in Concert (PAC) with them	Number of shares held	Shares as a percentage of total number of shares i.e., Grand Total (A)+(B)+(C) indicated in Statement at para (1)(a)	Details of warrants		Details of convertible securities		Total shares (including underlying shares assuming full conversion of warrants and convertible securities) as a % of diluted share capital
				Number of warrants	As a % total number of warrants of the same class	Number of convertible securities held	% w.r.t total number of convertible securities of the same class	
1	Swarnim Tie Up (P) Ltd.	1400000	6.28%	0	0	0	0	6.28%
	<b>TOTAL</b>	<b>1400000</b>	<b>6.28%</b>					<b>6.28%</b>



<b>(I) (d) STATEMENT SHOWING DETAILS OF LOCKED IN SHARES</b>				
<b>TOTAL NUMBER OF SHARES as on 31.12.2014</b>				
Sr. No.	Name of the Shareholder	No. of locked in Shares	locked in Shares as %age of total No. of Shares	Category
1	ALMA Assets Consultancy (P) Ltd.	3575000	16.04%	Promoter
2	M/s Alfort Merchants Private Ltd	2182000	9.79%	Promoter
3	Mr. Adish Oswal	291000	1.31%	Promoter
<b>Total:</b>		<b>6048000</b>	<b>27.13%</b>	
<b>(II) (a) STATEMENT SHOWING DETAILS OF DEPOSITORY RECEIPTS</b>				
<b>TOTAL NUMBER OF RECEIPTS as on 31.12.2014</b>				
Sr. No.	Type of Outstanding ADR & GDR, SDR etc.	Number of Outstanding DRs	No. of shares underlying outstanding DRs	Shares underlying outstanding DRs as %age of total No. of shares
	NIL			
<b>(II) (b) STATEMENT SHOWING HOLDING OF DEPOSITORY RECEIPTS WHERE UNDERLYING SHARES ARE IN EXCESS OF 1% OF TOTAL NUMBER OF SHARES as on 31.12.2014</b>				
Sr. No.	Name of the DR Holder	Type of Outstanding ADR & GDR, SDR etc.	No. of shares underlying outstanding DRs	Shares underlying outstanding DRs as %age of total No. of shares
	NIL			
<i>Note: It is hereby confirmed that there is only one type of Equity Shares issued by the Company and the Voting pattern is same as the above mentioned Shareholding Pattern</i>				

