

VARDHMAN POLYTEX LIMITED
REG OFFICE :- VARDHMAN PARK, CHANDIGARH ROAD, LUDHIANA - 141123
CIN - L17122PB1980PLC004242
SHAREHOLDING PATTERN AS ON 30.06.2017

Table I - Summary Statement holding of specified securities

Category (I)	Category of shareholder (II)	Nos. of shareholders (III)	No. of fully paid up equity shares held (IV)	No. of Partly paid-up equity shares held (V)	No. of shares underlying Depository Receipts (VI)	Total nos. shares held (VII) = (IV)+(V)+ (VI)	Shareholding as a % of total no. of shares (calculated as per SCRR, 1957) (VIII) As a % of (A+B+C2)	Number of Voting Rights held in each class of securities (IX)			No. of Shares Underlying Outstanding convertible securities (including Warrants) (X)	Shareholding, as a % assuming full conversion of convertible securities (as a percentage of diluted share capital) (XI)= (VII)+(X) As a % of (A+B+C2)	Number of Locked In shares (XII)		Number of Shares pledged or otherwise encumbered (XIII)		Number of equity shares held in dematerialized form (XIV)	
								No of Voting Rights					Total as a % of (A+B+ C)	No. (a)	As a % of total Shares held (b)	No. (a)		As a % of total Shares held (b)
								Class eg: X	Class eg: Y	Total								
(A)	Promoter & Promoter Group	21	13404652	0	0	13404652	60.13	13404652	0	13404652	60.13	0	60.13	2473000	18.449	10931202	81.55	13404652
(B)	Public	19911	8886305	0	0	8886305	39.87	8886305	0	8886305	39.87	0	0.000	0	0.000	0	NA	8516362
(C)	Non Promoter- Non Public	0	0	0	0	0	0.000	0	0	0	0.000	0	0.000	0	0.000	NA	NA	0
(C1)	Shares underlying DRs	0	0	0	0	0	NA	0	0	0	0.000	0	0.000	0	0.000	NA	NA	0
(C2)	Shares held by Employee Trusts	0	0	0	0	0	0.000	0	0	0	0.000	0	0.000	0	0.000	NA	NA	0
	Total	19932	22290957	0	0	22290957	100.000	22290957	0	22290957	100.000	0	100.000	2473000	11.094	10931202	49.04	21921014




Table II - Statement showing shareholding pattern of the Promoter and Promoter Group

Category & Name of the Shareholders (I)	No. of shareholder (II)	No. of fully paid up equity shares held (IV)	Partly paid-up equity shares held (V)	Nos. of shares underlying Depository Receipts (VI)	Total nos. shares held (VII = IV+V+VI)	Shareholding % calculated as per SCRR, 1957 As a % of (A+B+C2) (VIII)	Number of Voting Rights held in each class of securities (IX)			No. of Shares Underlying Outstanding convertible securities (including Warrants) (X)	Shareholding, as a % assuming full conversion of convertible securities (as a percentage of diluted share capital) (XI) = (VII)+X as a % of A+B+C2	Number of Locked in shares (XII)		Number of Shares pledged or otherwise encumbered (XIII)		Number of equity shares held in dematerialized form (XIV)	
							No of Voting Rights		Total as a % of Total Voting rights			No. (a)	As a % of total Share held (b)	No. (a)	As a % of total Share held (b)		
							Class X	Class Y									Total
(1) Indian																	
(a) Individuals/Hindu Undivided Family	7	638650	0	0	638650	2.865	638650	0	638650	2.865	0	2.865	291000	2.171	347200	2.580	638650
AKETA QSWAL	1	5460	0	0	5460	0.024	5460	0	5460	0.024	0	0.024	0	0.000	5010	0.037	5460
RAKHI QSWAL	1	17820	0	0	17820	0.080	17820	0	17820	0.080	0	0.080	0	0.000	17820	0.133	17820
ASHOK KUMAR QSWAL	1	127748	0	0	127748	0.573	127748	0	127748	0.573	0	0.573	0	0.000	127748	0.983	127748
ADISH QSWAL	1	420511	0	0	420511	1.886	420511	0	420511	1.886	0	1.886	291000	2.171	129511	0.986	420511
MANJU QSWAL	1	52694	0	0	52694	0.236	52694	0	52694	0.236	0	0.236	0	0.000	52694	0.393	52694
ASHOK KUMAR (HUF)	1	110	0	0	110	0.000	110	0	110	0.000	0	0.000	0	0.000	110	0.001	110
ABHINAV QSWAL	1	14307	0	0	14307	0.064	14307	0	14307	0.064	0	0.064	0	0.000	14307	0.107	14307
(b) Central Government/State Government(s)	0	0	0	0	0	0.000	0	0	0	0.000	0	0.000	0	0.000	0	0.000	0
(c) Financial Institutions/Banks	0	0	0	0	0	0.000	0	0	0	0.000	0	0.000	0	0.000	0	0.000	0
(d) Any Others (specify) # ASSOCIATE COMPANIES	14	12769002	0	0	12769002	57.270	12769002	0	12769002	57.270	0	57.270	2182000	16.278	10644002	78.968	12769002
BORAS INVESTMENT AND TRADING COMPANY PVT LTD	1	32860	0	0	32860	0.147	32860	0	32860	0.147	0	0.147	0	0.000	32860	0.245	32860
CALGARY INVESTMENT AND TRADING COMPANY PVT LTD	1	67300	0	0	67300	0.302	67300	0	67300	0.302	0	0.302	0	0.000	67300	0.502	67300
ENAKSHI INVESTMENTS PVT LTD	1	370250	0	0	370250	1.661	370250	0	370250	1.661	0	1.661	0	0.000	370250	2.782	370250
GAGAN MERCANTILE COMPANY PVT LTD	1	163900	0	0	163900	0.735	163900	0	163900	0.735	0	0.735	0	0.000	163900	1.223	163900
KENT INVESTMENTS PVT LTD	1	46950	0	0	46950	0.211	46950	0	46950	0.211	0	0.211	0	0.000	46950	0.350	46950
LIBERTY MERCANTILE COMPANY PVT LTD	1	120550	0	0	120550	0.541	120550	0	120550	0.541	0	0.541	0	0.000	120550	0.889	120550
PANCHSHEEL TEXTILE MANUFACTURING AND TRDG CO. (P) LTD.	1	4426917	0	0	4426917	19.860	4426917	0	4426917	19.860	0	19.860	0	0.000	4426917	33.025	4426917
RUBY MERCANTILE COMPANY PVT LTD	1	153000	0	0	153000	0.686	153000	0	153000	0.686	0	0.686	0	0.000	153000	1.141	153000
ALLEPY INVESTMENT AND TRADING COMPANY PRIVATE LIMITED	1	95500	0	0	95500	0.428	95500	0	95500	0.428	0	0.428	0	0.000	95500	0.712	95500
PIONEER MERCANTILE INDIA PVT LTD	1	48350	0	0	48350	0.221	48350	0	48350	0.221	0	0.221	0	0.000	48350	0.368	48350
NIGHTNAGLE DEALCOM PRIVATE LIMITED	1	660000	0	0	660000	2.961	660000	0	660000	2.961	0	2.961	0	0.000	660000	4.624	660000
ALMA ASSETS CONSULTANCY PRIVATE LIMITED	1	4362325	0	0	4362325	19.570	4362325	0	4362325	19.570	0	19.570	0	0.000	4362325	32.543	4362325
ADESH INVESTMENT AND TRADING COMPANY PRIVATE LIMITED	1	35100	0	0	35100	0.157	35100	0	35100	0.157	0	0.157	0	0.000	35100	0.262	35100
ALTFORT MERCHANTS PRIVATE LIMITED	1	2182000	0	0	2182000	9.789	2182000	0	2182000	9.789	0	9.789	2182000	16.278	0	0.000	2182000
(e) Any Others (specify)	0	0	0	0	0	0.000	0	0	0	0.000	0	0.000	0	0.000	0	0.000	0
Sub-Total (A)(1)	21	13404652	0	0	13404652	60.135	13404652	0	13404652	60.135	0	60.135	2473000	18.449	10631202	81.548	13404652
(2) Foreign	0	0	0	0	0	0.000	0	0	0	0.000	0	0.000	0	0.000	0	0.000	0
(a) Individuals (Non- Resident Individuals/ Foreign Individuals)	0	0	0	0	0	0.000	0	0	0	0.000	0	0.000	0	0.000	0	0.000	0
(b) Government	0	0	0	0	0	0.000	0	0	0	0.000	0	0.000	0	0.000	0	0.000	0
(c) Institutions	0	0	0	0	0	0.000	0	0	0	0.000	0	0.000	0	0.000	0	0.000	0
(d) Foreign Portfolio Investor	0	0	0	0	0	0.000	0	0	0	0.000	0	0.000	0	0.000	0	0.000	0
Sub-Total (A)(2)	0	0	0	0	0	0.000	0	0	0	0.000	0	0.000	0	0.000	0	0.000	0
Total Shareholding of Promoter and Promoter Group (A) = (A)(1)+(A)(2)	21	13404652	0	0	13404652	60.135	13404652	0	13404652	60.135	0	60.135	2473000	18.449	10631202	81.548	13404652




Table III - Statement showing shareholding pattern of the Public Shareholder

Category & Name of the Shareholders (I)	No. of shareholder (III)	No. of fully paid up equity shares held (IV)	Partly paid-up equity shares held (V)	Nos. of shares underlying Depository Receipts (VI)	Total nos. shares held (VII = IV+V+VI)	Shareholding % calculated as per SCRR, 1957 As a % of (A+B+C2) (VIII)	Number of Voting Rights held in each class of securities (IX)				No. of Shares Underlying Outstanding convertible securities (including Warrants) (X)	Shareholding, as a % assuming full conversion of convertible securities as a percentage of diluted share capital (XI) = (VII)/(X) as a % of A+B+C2	Number of Locked in shares (XII)		Number of Shares pledged or otherwise encumbered (XIII)		Number of equity shares held in dematerialized form (XIV)	
							No of Voting Rights			Total as a % of Total Voting rights			No. (a)	As a % of total Share as held (b)	No. (a)	As a % of total Share as held (a)		
							Class X	Class Y	Total									
(1) Institutions																		
(a) Mutual Fund	2	1800	0	0	1800	0.008	1800	0	1800	0.008	0	0.000	NA	NA	500			
(b) Venture Capital Funds	0	0	0	0	0	0.000	0	0	0	0.000	0	0.000	NA	NA	0			
(c) Alternate Investment Funds	0	0	0	0	0	0.000	0	0	0	0.000	0	0.000	NA	NA	0			
(d) Foreign Venture Capital Investors	0	0	0	0	0	0.000	0	0	0	0.000	0	0.000	NA	NA	0			
(e) Foreign Portfolio Investors	4	256208	0	0	256208	1.149	256208	0	256208	1.149	0	0.000	NA	NA	255008			
(f) Financial Institutions/ Banks	6	12416	0	0	12416	0.056	12416	0	12416	0.056	0	0.000	NA	NA	11282			
(g) Insurance Companies	0	0	0	0	0	0.000	0	0	0	0.000	0	0.000	NA	NA	0			
(h) Provident Funds/ Pension Funds	0	0	0	0	0	0.000	0	0	0	0.000	0	0.000	NA	NA	0			
(i) Any Others (specify)	0	0	0	0	0	0.000	0	0	0	0.000	0	0.000	NA	NA	0			
Sub-Total (B)(1)	12	270424	0	0	270424	1.213	270424	0	270424	1.213	0	0.000	NA	NA	266790			
(2) Central Government/ State Government(s)/ President of India	0	0	0	0	0	0.000	0	0	0	0.000	0	0.000	NA	NA	0			
Sub-Total (B)(2)	0	0	0	0	0	0.000	0	0	0	0.000	0	0.000	NA	NA	0			
(3) Non-institutions	0	0	0	0	0	0.000	0	0	0	0.000	0	0.000	NA	NA	0			
(a) Individuals - i. Individual shareholders holding nominal share capital up to Rs. 2 lakhs.	19351	6160823	0	0	6160823	27.638	6160823	0	6160823	27.638	0	0.000	NA	NA	5618983			
(a) ii. Individual shareholders holding nominal share capital in excess of Rs. 2 lakhs.	8	415266	0	0	415266	1.863	415266	0	415266	1.863	0	11.816	NA	NA	415266			
(b) NBFCs registered with RBI	1	1500	0	0	1500	0.007	1500	0	1500	0.007	0	0.000	NA	NA	1500			
(c) Employee Trusts	0	0	0	0	0	0.000	0	0	0	0.000	0	0.000	NA	NA	0			
(d) Overseas Depositories (holding DRs) (balancing figure)	0	0	0	0	0	0.000	0	0	0	0.000	0	0.000	NA	NA	0			
(e) Any Other (specify) # CORPORATE BODY	477	1988946	0	0	1988946	8.923	1988946	0	1988946	8.923	0	8.923	NA	NA	1984543			
(e) Any Other (specify) # NRI	62	49346	0	0	49346	0.221	49346	0	49346	0.221	0	0.000	NA	NA	29280			
CORPORATE BODY # LSC SECURITIES LIMITED	1	333415	0	0	333415	1.496	333415	0	333415	1.496	0	0.000	NA	NA	300600			
CORPORATE BODY # SCM INDIA PRIVATE LIMITED	1	402203	0	0	402203	1.804	402203	0	402203	1.804	0	0.000	NA	NA	402203			
Sub-Total (B)(3)	19899	8615881	0	0	8615881	36.652	8615881	0	8615881	36.652	0	0.000	NA	NA	8249572			
Total Public Shareholding (B)= (B)(1)+(B)(2)+(B)(3)	19911	8886305	0	0	8886305	39.865	8886305	0	8886305	39.865	0	0.000	NA	NA	8516362			

Details of the shareholders acting as persons in Concert including their Shareholding (No. and %):
 Details of Shares which remain unclaimed may be given here along with details such as number of shareholders, outstanding shares held in demat/unclaimed suspense account, voting rights which are frozen etc.
 Note.

- (1) PAN would not be displayed on website of Stock Exchange(s).
- (2) The above format needs to be disclosed along with the name of following persons:
 Institutions/Non Institutions holding more than 1% of total number of shares.
- (3) W.r.t. the information pertaining to Depository Receipts, the same may be disclosed in the respective columns to the extent information available and the balance to be disclosed as held by custodian.




Table IV - Statement showing shareholding pattern of the Non Promoter - Non Public Shareholder

Category & Name of the Shareholders (I)	PAN (II)	No. of shareholder (III)	No. of fully paid up equity shares held (IV)	Partly paid-up equity shares held (V)	Nos. of shares underlying Depository Receipts (VI)	Total nos. shares held (VII = IV+V+VI)	Shareholding % calculated as per SCRR, 1967 As a % of (A+B+C2) (VIII)	Number of Voting Rights held in each class of securities (IX)			No. of Shares Underlying convertible securities (including Warrants) (X)	Shareholding, as a % assuming full conversion of convertible securities as a percentage of diluted share capital (XI) = (VII+X) as a % of A+B+C2	Number of Locked In shares (XII)		Number of Shares pledged or otherwise encumbered(XIII)		Number of equity shares held in dematerialized form (XIV)	
								No of Voting Rights					Total as a % of Total Voting rights	No. (a)	As a % of total Share as held (b)	No. (a)		As a % of total Share as held (b)
								Class X	ClassY	Total								
(1) Custodian/DR Holder		0	0	0	0	0	0.000	0	0	0	0.000	0	0.000	NA	NA	0		
(2) Employee Benefit Trust (under SEBI (Share based Employee Benefit) Regulations, 2014)	0	0	0	0	0	0	0.000	0	0	0	0.000	0	0.000	NA	NA	0		
Total Shareholding of Promoter and Promoter Group (A)= (A1)+(A)2)		0	0	0	0	0	0.000	0	0	0	0.000	0	0.000	NA	NA	0		

Note

- (1) PAN would not be displayed on website of Stock Exchange(s).
- (2) The above format needs to disclose name of all holders holding more than 1% of total number of shares
- (3) W.r.t. the information pertaining to Depository Receipts, the same may be disclosed in the respective columns to the extent information available.

