


(I) (a) STATEMENT SHOWING SHAREHOLDING PATTERN**Name of the Company: VARDHMAN POLYTEX LIMITED**

Scrip Code: 514175 on BSE & VARDMNPOLY on NSE

Quarter ended: 31.03.2015

Partly paid-up shares:-	No. of partly paid-up shares	As a % of total no. of partly paid-up Shares	As a % of total no. of shares of the company
Held by promoter/promoter group	Nil	Nil	Nil
Held by public	Nil	Nil	Nil
Total	Nil	Nil	Nil
Outstanding convertible securities:-	No. of outstanding securities	As a % of total no. of outstanding convertible securities	As a % of total no. of shares of the company, assuming full conversion of the convertible securities
Held by promoter/promoter group	Nil	Nil	Nil
Held by public	Nil	Nil	Nil
Total	Nil	Nil	Nil
Warrants:-	No. of warrants	As a % of total no. of warrants	As a % of total no. of shares of the company, assuming full conversion of Warrants
Held by promoter/promoter group	Nil	Nil	Nil
Held by public	Nil	Nil	Nil
Total	Nil	Nil	Nil
Total paid-up capital of the company, assuming full conversion of warrants and convertible securities (Number of shares)	22290957		


Sum



VARDHMAN POLYTEX LIMITED
SHAREHOLDING PATTERN AS ON 31.03.2015

Category	Category of Shareholder	No. of Shareholders	Total No. of Shares	No. of shares held in dematerialized Form	Total shareholding as %age of total No. of Shares		Shares Pledged or otherwise encumbered	
					As a % age of (A+B)	As a % age of (A+B+C)	Number of shares	As a percentage
(I)	(II)	(III)	(IV)	(V)	(VI)	(VII)	(VIII)	(IX)=(VIII)/(IV)* 100
(A)	Shareholding of Promoter & Promoter Group							
(1)	Indian							
(a)	Individuals/Hindu Undivided Family	7	638200	638200	2.86	2.86	347200	54.40
(b)	Central Government/State Government							
(c)	Bodies Corporate	14	12766002	12766002	57.27	57.27	10584002	82.91
(d)	Financial Institutions/Banks							
(e)	Any Other							
	Sub-Total (A) (1)	21	13404202	13404202	60.13	60.13	10931202	81.55
(2)	Foreign							
(a)	Individuals/Hindu Undivided Family							
(b)	Central Government/State Government							
(c)	Bodies Corporate							
(d)	Financial Institutions/Banks							
(e)	Any Other							
	Sub-Total (A) (2)							
	Total Shareholding of Promoters & Promoters Group. A= (A) (1)+(A) (2)	21	13404202	13404202	60.13	60.13	10931202	81.55
(B)	Public Shareholding							
(1)	Institutions						NA	NA
(a)	Mutual Funds/UTI	2	1800	500	0.01	0.01		
(b)	Financial Institutions/Banks	4	1134	0	0.01	0.01		
(c)	Central Government/State Government(s)							
(d)	Venture Capital Funds							
(e)	Insurance Companies							
(f)	Foreign Institutional Investors	3	551200	550000	2.47	2.47		
(g)	Foreign Venture Capital Investors							
(h)	Any Other							
	Sub-Total (B) (1)	9	554134	550500	2.49	2.49		
(2)	Non-institutions						NA	NA
(a)	Bodies Corporate	174	4492444	4487841	20.15	20.15		
(b)	Individuals							
	(i) Individual shareholders holding nominal capital upto Rs. 1 lac	6870	1413951	1052568	6.34	6.34		
	(ii) Individual shareholders holding nominal capital in excess of Rs. 1 lac	32	2401058	601058	10.77	10.77		
(c)	Any Other (NRIs/OCBs)	24	25168	24768	0.11	0.11		
	Sub-Total (B)(2)	7100	8332621	6166235	37.38	37.38		
	Total Public Shareholding (B)=(B)(1)+(B)(2)	7109	8886755	6716735	39.87	39.87	NA	NA
	Total (A+B)	7130	22290957	20120937	100.00	100.00	10931202	49.04
(C)	Shares held by Custodians and against which Depository Receipts have been issued (C)							
(1)	Promoter & Promoter Group	0	0	0			NA	NA
(2)	Public	0	0	0				
	GRAND TOTAL (A+B+C)	7130	22290957	20120937	100.00	100.00	10931202	49.04


Note:-
1 The total foreign shareholding of the Company is 576368 (2.58%) (consists 551200 (2.47%) of FII and 25168 (0.11%) of NRI/OCB). Further, there is no ADR & GDR issues.



STATEMENT SHOWING HOLDING OF SECURITIES INCLUDING SHARES, WARRANTS, CONVERTIBLE SECURITIES OF PERSONS BELONGING TO THE CATEGORY "PROMOTER AND PROMOTERS GROUP"											
As on 31.03.2015											
Sr. No.	Name of the Shareholder	Detail of Shares held		Encumbered shares (*)			Details of warrants		Details of convertible securities		Total shares (including underlying shares assuming full conversion of warrants and convertible securities) as a % of diluted share capital
		No. of Shares	as a %age of grand total (A) + (B) + (C)	No.	As a percentage (VI)=(V)/(III)*100	As a % of grand total (A) + (B) + (C) of sub-clause (I) (a)	Number of warrants held	As a % total number of warrants of the same class	Number of convertible securities held	As a % total number of convertible securities of the same class	
(1)	(II)	(III)	(IV)	(V)	(VI)=(V)/(III)*100	(VII)	(VIII)	(IX)	(X)	(XI)	(XII)
	Promoter Companies										
1	Panchsheel Tex. Mfg. & Trdg. Co. (P) Ltd.	4426917	19.86%	4426917	100%	19.86%	0	0	0	0	19.86%
2	Alma Assets Consultancy (P) Ltd	4362325	19.57%	4362325	100%	19.57%	0	0	0	0	19.57%
3	Alfort Merchants Pvt. Ltd.**	2182000	9.79%	0	0%	0.00%	0	0	0	0	9.79%
4	Nightnagle Deacom (P) Ltd.	660000	2.96%	660000	100%	2.96%	0	0	0	0	2.96%
5	Enakshi Investments (P) Ltd.	370250	1.66%	370250	100%	1.66%	0	0	0	0	1.66%
6	Gagan Mercantile Co. (P) Ltd.	163900	0.74%	163900	100%	0.74%	0	0	0	0	0.74%
7	Ruby Mercantile Co. (P) Ltd.	153000	0.69%	153000	100%	0.69%	0	0	0	0	0.69%
8	Liberty Mercantile Co. (P) Ltd.	120550	0.54%	120550	100%	0.54%	0	0	0	0	0.54%
9	Allepy Invest. & Trdg. Co. (P) Ltd.	95500	0.43%	95500	100%	0.43%	0	0	0	0	0.43%
10	Calgary Invest. & Trdg. Co. (P) Ltd.	67300	0.30%	67300	100%	0.30%	0	0	0	0	0.30%
11	Pioneer Mercantile Co. (P) Ltd.	49350	0.22%	49350	100%	0.22%	0	0	0	0	0.22%
12	Kent Investments (P) Ltd.	46950	0.21%	46950	100%	0.21%	0	0	0	0	0.21%
13	Adesh Invest. & Trdg. Co. (P) Ltd.	35100	0.16%	35100	100%	0.16%	0	0	0	0	0.16%
14	Boras Invest. & Trdg. Co. (P) Ltd.	32860	0.15%	32860	100%	0.15%	0	0	0	0	0.15%
	TOTAL	12766002	57.27%	10584002	82.91%	47.48%	0	0.00	0.00	0.00	57.27%
	Individuals										
1	Mr. Adish Oswal**	420511	1.89%	129511	30.80	0.58%	0	0	0	0	1.89%
2	Mr. Ashok Kumar Oswal	127748	0.57%	127748	100.00	0.57%	0	0	0	0	0.57%
3	Mrs. Manju Oswal	52694	0.24%	52694	100.00	0.24%	0	0	0	0	0.24%
4	Mrs. Rakhi Oswal	17820	0.08%	17820	100.00	0.08%	0	0	0	0	0.08%
5	Mr. Abhinav Oswal	14307	0.06%	14307	100.00	0.06%	0	0	0	0	0.06%
6	Ms Aketa Oswal	5010	0.02%	5010	100.00	0.02%	0	0	0	0	0.02%
7	Ashok Kumar & Sons (HUF)	110	0.00%	110	100.00	0.00%	0	0	0	0	0.00%
	TOTAL	638200	2.86%	347200	54.40%	1.56%	0.00	0.00	0.00	0.00	2.86%
	Grand Total	13404202	60.13%	10931202	81.55	49.04%	0	0.00	0.00	0.00	60.13%

(*) The term "encumbrance" has the same meaning as assigned to it in regulation 28(3) of the SAST Regulations, 2011

** The shares (2182000 shares of M/s Alfort Merchants Pvt Ltd. and 291000 Shares of Mr. Adish Oswal) have been allotted and credited in their demat account but Trading approval is awaited.




I)(c)(i) Statement showing holding of securities (including shares, warrants, convertible securities) of persons belonging to the category "Public" and holding more than 1% of the total number of shares

As on 31.03.2015

(Sr. No.)	Name of the shareholder	Number of shares held	Shares as a percentage of total number of shares {i.e., Grand Total (A)+(B)+(C) indicated in Statement at para (I)(a)}	Details of warrants		Details of convertible securities		Total shares (including underlying shares assuming full conversion of warrants and convertible securities) as a % of diluted share capital
				Number of warrants	As a % total number of warrants of the same class	Number of convertible securities held	% w.r.t total number of convertible securities of the same class	
1	Swarnim Tie Up (P) Ltd.	1400000	6.28%	0	0	0	0	6.28%
2	Vineet Sood & Sons HUF	725000	3.25%	0	0	0	0	3.25%
3	Master Capital Services Ltd.	680386	3.05%	0	0	0	0	3.05%
4	Hypnos Fund Limited	550000	2.47%	0	0	0	0	2.47%
5	Real Value Info Solutions Private Limited.	532000	2.39%	0	0	0	0	2.39%
6	SCM India Private Limited.	402203	1.80%	0	0	0	0	1.80%
7	Suresh Kumar Jain	325000	1.46%	0	0	0	0	1.46%
8	Majestic Scrips Private Limited.	273000	1.22%	0	0	0	0	1.22%
9	Century Corporate Solutions Private Limited	246028	1.10%	0	0	0	0	1.10%
	TOTAL	5133617	23.03%					23.03%

I)(c)(ii) Statement showing holding of securities (including shares, warrants, convertible securities) of persons (together with PAC) belonging to the category "Public" and holding more than 5% of the total number of shares of the company

(Sr. No.)	Name(s) of the shareholder(s) and the Persons Acting in Concert (PAC) with them	Number of shares held	Shares as a percentage of total number of shares {i.e., Grand Total (A)+(B)+(C) indicated in Statement at para (I)(a)}	Details of warrants		Details of convertible securities		Total shares (including underlying shares assuming full conversion of warrants and convertible securities) as a % of diluted share capital
				Number of warrants	As a % total number of warrants of the same class	Number of convertible securities held	% w.r.t total number of convertible securities of the same class	
1	Swarnim Tie Up (P) Ltd.	1400000	6.28%	0	0	0	0	6.28%
	TOTAL	1400000	6.28%					6.28%



(I) (d) STATEMENT SHOWING DETAILS OF LOCKED IN SHARES				
TOTAL NUMBER OF SHARES as on 31.03.2015				
Sr. No.	Name of the Shareholder	No. of locked in Shares	locked in Shares as %age of total No. of Shares	Category
1	ALMA Assets Consultancy (P) Ltd.	3575000	16.04%	Promoter
2	M/s Alfort Merchants Private Ltd	2182000	9.79%	Promoter
3	Mr. Adish Oswal	291000	1.31%	Promoter
Total:		6048000	27.13%	
(II) (a) STATEMENT SHOWING DETAILS OF DEPOSITORY RECEIPTS				
TOTAL NUMBER OF RECEIPTS as on 31.03.2015				
Sr. No.	Type of Outstanding ADR & GDR, SDR etc.	Number of Outstanding DRs	No. of shares underlying outstanding DRs	Shares underlying outstanding DRs as %age of total No. of shares
	NIL			
(II) (b) STATEMENT SHOWING HOLDING OF DEPOSITORY RECEIPTS				
WHERE UNDERLYING SHARES ARE IN EXCESS OF 1% OF				
TOTAL NUMBER OF SHARES as on 31.03.2015				
Sr. No.	Name of the DR Holder	Type of Outstanding ADR & GDR, SDR etc.	No. of shares underlying outstanding DRs	Shares underlying outstanding DRs as %age of total No. of shares
	NIL			

Note: It is hereby confirmed that there is only one type of Equity Shares issued by the Company and the Voting pattern is same as the above mentioned Shareholding Pattern

